



## Eco MiniMites - Worksheet

Kimbriki Eco House & Garden

### ECO LOGOS = 'I will take care of EVERYWHERE I go'

Draw a picture of you "taking care of everywhere you go"

### R. R. R. R. = The 4 R's

Draw a line to match up the meaning of each R




- |            |                    |
|------------|--------------------|
| 1. Rethink | use it again       |
| 2. Reduce  | make something new |
| 3. Reuse   | use less           |
| 4. Recycle | think again        |

### Everything we eat comes from the soil

Draw an example of something you like to eat that comes from the soil

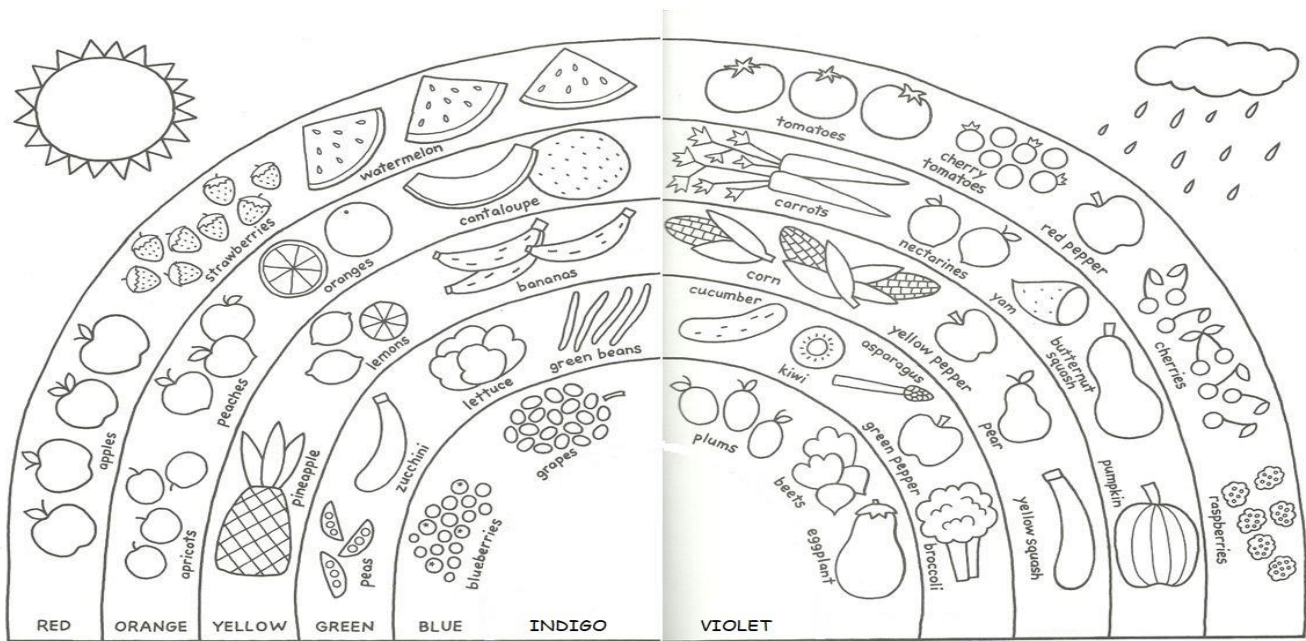
**Healthy Soil = Healthy Food = Healthy Me!**

All living things need to:



## Eat Yourself a Rainbow

We need to eat fruit, vegetables, and flowers from ALL the colours of the rainbow, every week. Colour in the ones you have eaten this week.



## Looking at WORMS

Draw and label a worm. Use the words to help you:

**Head      Mouth      Hearts      Collar      Bottom      Muscle Rings**



## Quiz ○ Circle all correct answers

- Worms make soil ..... True or False ?
- How many hearts do worms have? ..... 1    3    5
- Worms have teeth ..... True or False ?
- Where do worms live? ..... worm farms ..... compost bins ..... soil
- Does your school have worm farms or compost bins? ..... Yes or No

For more information  
 visit [www.kimbriki.com.au/eco-house-and-garden/](http://www.kimbriki.com.au/eco-house-and-garden/)  
 email [kimbriki@kimbriki.com](mailto:kimbriki@kimbriki.com)  
 or contact via Kimbriki Resource Recovery Centre  
 phone 02 9486 3512 Monday to Friday

