KIMBRIKI

Kimbriki Environmental Enterprises Pty Ltd
(KEE)

ESG Report

ENVIRONMENTAL
SOCIAL
GOVERNANCE

2025 – 2026



OUR VISION

Kimbriki Environmental Enterprises is a centre of excellence for the promotion and practice of sustainable resource and waste management services.

ABN 65 136 789 261



Environmental

2025 – 2026









KIMBRIKI

Environmental *Key Metrics*

2025 – 2026

80.6%
RESOURCE RECOVERY
▼-1.6%

INCOMING WASTE

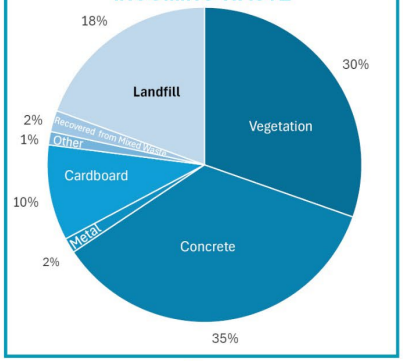

ENGINEERED TIMBER RECYCLED
1,443 TONNES
SAVED FROM LANDFILL
▲+16%

TONNES TO LANDFILL
(000'S)
51.4
▲ +6.6%

126,648KL
LEACHATE TREATED
(50 OLYMPIC SWIMMING POOLS)
▲+15.7%

INBOUND CUSTOMERS
385,701
▲+1.8%

NGERS
TOTAL EMISSIONS
24/5 - 26,995 CO_2-e
25/6 - 26,304 CO_2-e

EPA EXCEEDANCES
WATER - 0 / ODOUR - 0

SOLAR PANEL CAPACITY
109.5 KWP (up 21.3KWP)
Generating 115mwh of power.
Supplemented by 360kwh of accredited green power

HOUSEHOLD PROBLEM WASTE FREE RECYCLING TIPPING
♻PAINT♻MOTOR OIL♻CLOTHING
♻HOUSEHOLD BATTERIES
♻TV'S & COMPUTERS
♻GLOBES & FLUORESCENT TUBES
♻MOBILE PHONES♻TOYS
♻LEAD ACID BATTERIES
♻PP5 PLASTIC POTS♻METAL
♻EMBEDDED BATTERIES

PAID RECYCLING TIPPING
♻ENGINEERED TIMBER♻VENM
♻FRIDGE, FREEZERS & AIR CONS
♻GAS BOTTLES (with/without valve)
♻CAR TYRES♻MATTRESSES (partially)

264,625
TONNES OF INBOUND WASTE

METHANE CAPTURED FROM LANDFILL
24,505 t CO_2-e
▲+1.9%

1685 FRIDGE,FREEZER & AIR CONS. DEGASSED
▼-5%



BUY BACK CENTRE
126.36 t
Recycled & Re-used
▼ -28.2%



LANDFILL LIFE AVAILABLE
22 years

"Sustainability is about ecology, economy and equity."
Ralph Bicknese

KIMBRIKI

Environmental Commentary

2025 - 2026

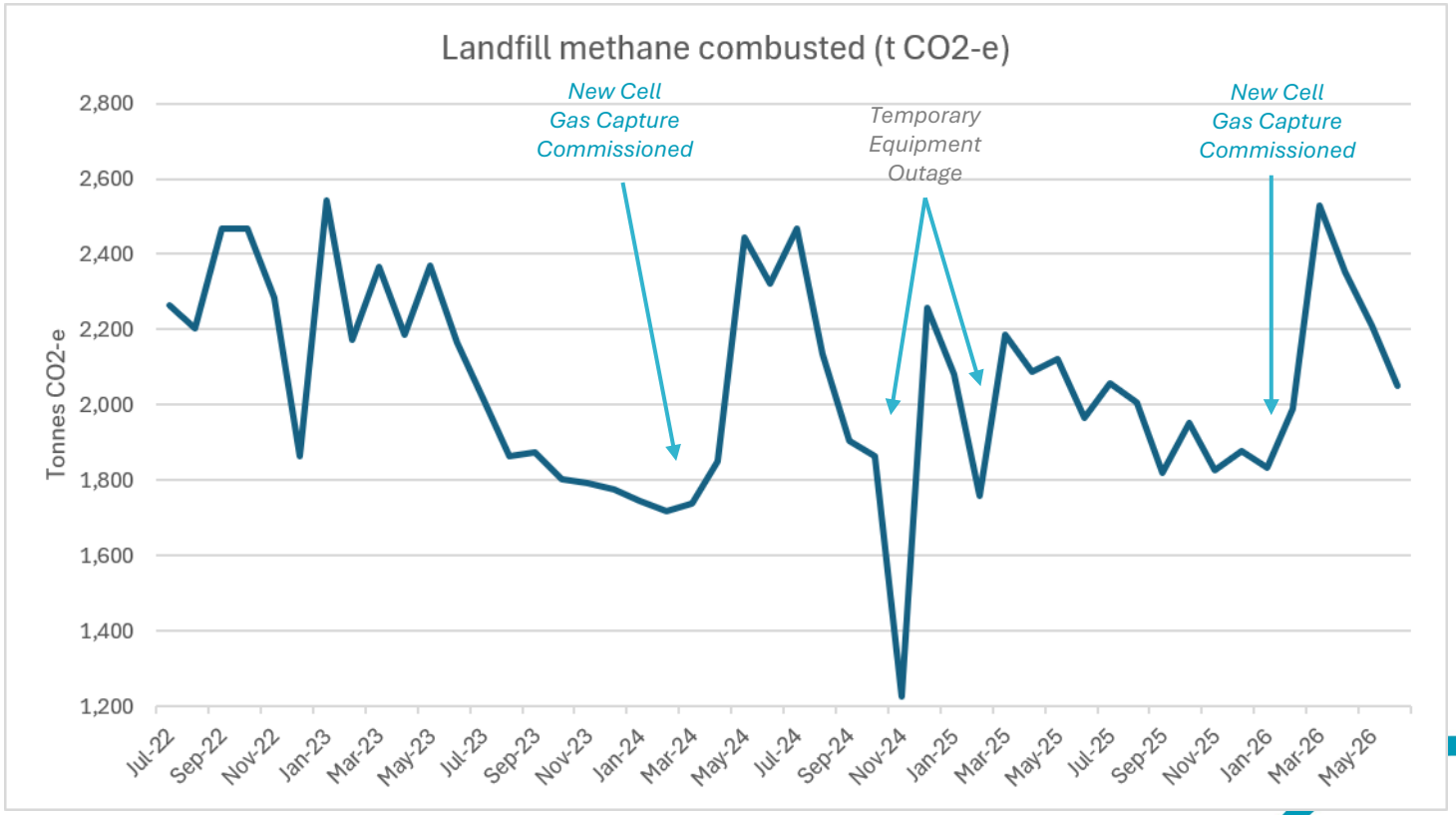

KIMBRIKI

Social

2025 – 2026









KIMBRIKI

Social Key Metrics

2025 - 2026

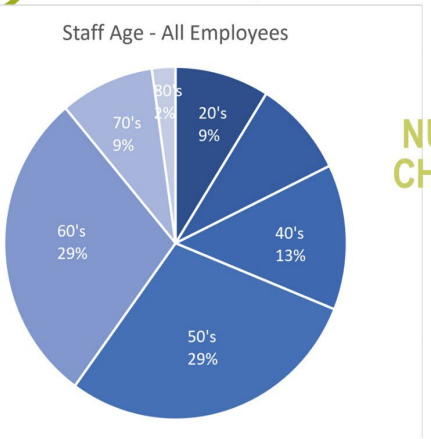

NUMBER OF SCHOOL CHILDREN ATTENDING WORKSHOPS

2207

$16,664

COMMUNITY SUPPORT

KEE POLICIES & PROCEDURES

- Bullying & Harrassment
- Grievance procedure
- Recruitment Policy
- Whistleblower Hotline
- Employee Assistance Program (EAO)
- Wellness Program Staff
- Training and Professional
- development opportunities
- Flexible working opportunities for work life balance

HUB CHARITIES

1. Bikes4Life
2. Peninsula Seniors Toy Recylcers
3. Boomerang Bags Kimbriki

EVENTS 2025/26

Teacher Professional Dev. Days
Early Childhood Educator Days
Senior Citizen Day Tour
Site Bus Tours
Duke of Edinburgh Program
Net Zero Expo

NUMBER OF ADULTS ATTENDING WORKSHOPS + GROUP VISITS

873

NET PROMOTER SCORE

+84

41

Free Eco School Excursions for local Schools

ECO HOUSE AND GARDEN PROMOTES

1. WASTE EDUCATION
2. COMMUNITY WORKSHOPS
3. SCHOOL EXCURSIONS/ INCURSIONS
4. GROUP EXCURSIONS
5. INTRODUCTION OF SCHOOL WASTE AUDIT KIT

CUSTOMER COMPLAINTS

17

Schools in Kimbriki Waste Reduction Program

6



PRESENTED ECO WARRIOR AWARDS IN SCHOOLS



SPONSOR OF Northern Beaches Council ART & DESIGN PRIZE

> *"The time is always right to do what is right."*
> Martin Luther King Jr

KIMBRIKI

Governance

2025 - 2026









KIMBRIKI

Governance *Key Metrics*

2025 - 2026

Senior Management

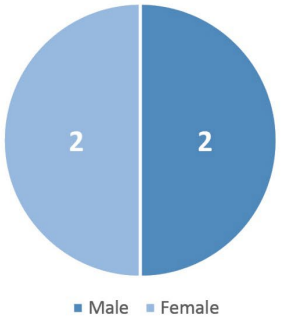

Board of Directors

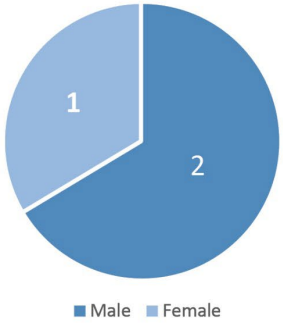

ESG COMPLIANCE

No. of calls to Whistleblower Hotline	0
No. of incidents of Fraud	0
No. of incidents related to Business Integrity Policy	0
No. of rectifications required for regulatory breaches	0
No. of adverse findings in Financial Audit Report	0
Board & Director Assessments completed annually	✓
Directors meet CPD requirements as Members of AICD	✓
Maintain ISO Quality, Environment, EH&S Accrediations	✓
Risk Register monitored, reviewed & updated monthly	✓
Directors & Officers Declaration of interests	✓

INDEPENDENT BOARD OF THREE NON-EXECUTIVE DIRECTORS APPOINTED BY THE SHAREHOLDERS

KEE MAINTAINS 24HR COMPLAINT & WHISTLEBLOWER LINES

STAKEHOLDER ENGAGEMENT

Monthly meetings with shareholders, Annual meeting with NBC ARIC Committee, Monthly Reports and 10 Year Business Plan



100% Regulatory Reports/Requirements completed on time

COMMUNITY NEWSLETTERS
4 per year

"Transparency is the key to good governance"
Narendra Modi

KIMBRIKI